


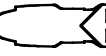





Key to Symbols

-  Altman 360Q 6x9 750w
-  Strand 15/32 Zoom 750w
-  ETC Source 4 36° 575w
-  ETC Source 4 50° 575w
-  ETC Source 4 90° 575w
-  6" Fresnel 750w
-  ETC S4 Par WFL 575w

NOTES:

- Please provide R132, R119, Blacktack and Blackwrap at focus
- All templates "A" size if possible
- All substitutions must be approved by designer



Production Team

Director:	John Cooper
Set Design:	Ryan Scott
Costume Design:	A. Christina Giannini
Sound Design:	Roman Battaglia
Lighting Design:	Eric Larson
Stage Manager:	T. Pope Jackson

This drawing represents visual concepts and construction suggestions only. It does not replace the knowledge and advice of a licensed structural engineer. The designer is unqualified to determine the structural appropriateness of this design and will not assume responsibility for improper engineering or use.

Five by Tenn

By Tennessee Williams

Turtle Shell Productions

Scale: 3/8" = 1'-0"

Light Plot

Drawn By: EJL

Revision: 03/09/07

Plate:
#

of 1